
Nova - Designed to Crunch

Vincent Meunier

Dec 30, 2020

CONTENTS:

1	Welcome to <i>Designed to Crunch</i>	1
1.1	Instructions	1
1.2	Documenting your progress	1
1.3	If you have any question	2
2	Requirement #1: Research and Reading	3
3	Requirement #2: Merit Badge	5
4	Requirement #3: Calculations	7
5	Requirement #4: Calculator	10
6	Requirement #5: Math @ Life	11
7	Other Nova modules in this series	12
8	About the author	15

WELCOME TO *DESIGNED TO CRUNCH*

This Nova award is designed to help you explore how math affects your life each day.

Warning: When completing this Award both the youth and involved adult leaders must obey all rules of [Safe Scouting](#). This includes (1) Completing Cyber Chip training prior to starting this activity and (2) **ALWAYS** involve at least 2 adults in all your communications with a leader, including online. If you send an email to your counselor, always add the address of another adult leader or a parent/guardian. Never reply to a message sent by an adult leader unless another adult has been copied on the email. Report any issue to your parents/guardians!

1.1 Instructions

1. Identify a **Nova Counselor** either within your unit, district, or council.
2. This site provides you a platform for learning and you can easily follow all requirements using the navigation menu on the left.
3. Once you have identified a Counselor, you can start working on requirements.
4. The most important aspect in any scientific endeavor is to **properly document progress**. This will be done, here, using a google sheet as described in more details below.

1.2 Documenting your progress

0. You can use the template below to report completion. To work on this Nova Award, you can also use a detailed worksheet provided by the BSA. Click [here](#) to have access. The file below is used to record approval.
1. A template worksheet can be found [here](#). This is a *Google document*. **You will not be able to modify it until you make your own copy as I will now describe for you.**
2. Once you have opened the file on google doc, go to File → Make a Copy.
3. Save the file with the following name: *Nova_designed_to_crunch_FIRSTNAME_LASTNAME*
4. You will use that file to enter your progress and share with your counselor.
5. **You can share your own copy of the worksheet with your counselor using the following procedure.**
 - a) Click on the SHARE button on the top-right.
 - b) Click on “get link”.
 - c) Send the link to your counselor.

Note: This document provides you a guide to complete the Nova award! All requirements are marked with the following symbol: REQ ~>. In addition, a number of fun *Additional Challenges* are provided in boxes for your entertainment.

1.3 If you have any question

Contact your counselor or your scoutmaster! If you have questions about the program, contact Vincent Meunier by [email](#) (as usual, make sure you copy an additional adult to all your communications with a leader!).

REQUIREMENT #1: RESEARCH AND READING

REQ ~ Choose A or B or C or D and complete ALL the requirements.

- A. Watch about three hours total of math-related shows or documentaries that involve scientific models and modeling, physics, sports equipment design, bridge building, or cryptography. Then do the following:

- (1) Make a list of at least five questions or ideas from the show(s) you watched.
- (2) Discuss two of the questions or ideas with your counselor.

Tip: Some examples include—but are not limited to—shows found on PBS (“NOVA”), Discovery Channel, Science Channel, National Geographic Channel, TED Talks (online videos), and the History Channel. You may choose to watch a live performance or movie at a planetarium or science museum instead of watching a media production. You may watch online productions with your counselor’s approval and under your parent’s supervision.

- B. Research (about three hours total) several websites (with your parent’s or guardian’s permission) that discuss and explain cryptography or the discoveries of people who worked extensively with cryptography. Then do the following:

- (1) List and record the URLs of the websites you visited and major topics covered on the websites you visited. (You may use the copy and paste function—eliminate the words—if you include your sources.)
- (2) Discuss with your counselor how cryptography is used in the military and in everyday life and how a cryptographer uses mathematics.

Tip: “The Mathematics of Cryptology”: University of Massachusetts Website: <http://www.math.umass.edu/~gunnells/talks/crypt.pdf>

- C. Read at least three articles (about three hours total) about physics, math, modeling, or cryptography. You may wish to read about how technology and engineering are changing sports equipment, how and why triangles are used in construction, bridge building, engineering, climate and/or weather models, how banks keep information secure, or about the stock market. Then do the following:

- (1) Make a list of at least two questions or ideas from each article
- (2) Discuss two of the questions or ideas with your counselor.

Tip: Examples of magazines include—but are not limited to—Odyssey, Popular Mechanics, Popular Science, Science Illustrated, Discover, Air & Space, Popular Astronomy, Astronomy, Science News, Sky & Telescope, Natural History, Robot, Servo, Nuts and Volts, and Scientific American.

D. Do a combination of reading, watching, and researching (about three hours total). Then do the following:

- (1) Make a list of at least two questions or ideas from each article, website, or show.
- (2) Discuss two of the questions or ideas with your counselor.

Additional Challenge

Math and Logic are two sides of the same coin. Can you solve this logic problem?

There are three hats, each with an accompanying statement

- Hat One: The cat is in this hat.
- Hat Two: The cat is not in this hat.
- Hat Three: The cat is not in Hat One.

Exactly one of the statements is true. Exactly one hat contains a cat.

Which hat contains the cat?

<p>Attention: Once you have completed this requirement, make sure you document it in your worksheet!</p>

REQUIREMENT #2: MERIT BADGE

REQ Complete ONE merit badge from the following list. Choose one that you have not already used toward another Nova award. After completion, discuss with your counselor how the merit badge you earned uses mathematics.

- American Business
- Chess
- Computers
- Digital Technology
- Drafting
- Entrepreneurship
- Orienteering
- Personal Management
- Radio
- Signs, Signals, and Codes
- Surveying
- Weather



Attention: Once you have completed this requirement, make sure you document it in your worksheet!

REQUIREMENT #3: CALCULATIONS

REQ ~ Choose TWO from A or B or C or D or E and complete ALL the requirements for the two you choose. (Write down your data and calculations to support your explanation to your Nova counselor. You may use a spreadsheet. Do not use someone else's data or calculations.)

A. Calculate your horsepower when you run up a flight of stairs.

- (1) How does your horse power compare to the power of a horse?
- (2) How does your horse power compare to the horse power of your favorite car?

Tip: Helpful Links: "How to Calculate Your Horsepower": wikiHow Website: <http://www.wikihow.com/Calculate-Your-Horsepower> Haplosciences.net Website: <http://onlinephys.com/labpower1.html>

Note: Share your calculations with your counselor, and discuss what you learned about horsepower.

B. Attend at least two track, cross country, or swim meets.

- (1) For each meet, time at least three racers. (Time the same racers at each meet.)
- (2) Calculate the average speed of the racers you timed. (Make sure you record your data and calculations.)
- (3) Compare the average speeds of your racers to each other, to the official time, and to their times at the two meets you attended.

Note: Share your calculations with your counselor, and discuss your conclusions about the racers' strengths and weaknesses.

C. Attend a soccer, baseball, softball, or basketball game. Then choose two players. Keep track of their efforts during the game. (Make sure you record your data and calculations.) Calculate their statistics using the following as examples:

- (1) Soccer—Goals, assists, cornerkicks, keepersaves, fouls, offsides
- (2) Baseball or softball—Batting average, runs batted in, fielding statistics, pitching statistics
- (3) Basketball—Points, baskets attempted, rebounds, steals, turnovers, and blocked shots

Note: Share your calculations with your counselor, and discuss your conclusions about the players' strengths and weaknesses.

D. Attend a football game or watch one on TV. (This is a fun activity to do with a parent or friend.) Keep track of the efforts of your favorite team during the game. (Make sure you record your data and calculations.) Then calculate your team's statistics using the following as examples:

(1) Kicks/punts

- (a) Kickoff—Kick return yards
- (b) Punt—Number, yards
- (c) Field goals—Attempted, percent completed, yards
- (d) Extrapoints—Attempted, percent completed

(2) Offense

- (a) Number of first downs
- (b) Forward passes—Attempted, percent completed, total length of passes, longest pass, number and length of passes caught by each receiver, yardage gained by each receiver after catching a pass
- (c) Running plays—Number, yards gained or lost for each run, longest run from scrimmage line, total yards gained or lost, and number of touchdowns

(3) Defense—Number of quarterback sacks, interceptions, turnovers, and safeties

Note: Share your calculations with your counselor, and discuss your conclusions about your team's strengths and weaknesses.

E. How starry are your nights? Participate in a star count to find out. This may be done alone but is more fun with a group.

- (1) Visit the website of the Astronomical Society of the Pacific at www.astrosociety.org/education/hands-on-astronomy-activities for instructions on performing a star count.
- (2) Do a star count on five clear nights at the same time each night.

Note: Afterward, share and discuss your results with your counselor.

<p>Attention: Once you have completed this requirement, make sure you document it in your worksheet!</p>




Fig. 1: Image obtained from Hackaday.com website.

REQUIREMENT #4: CALCULATOR

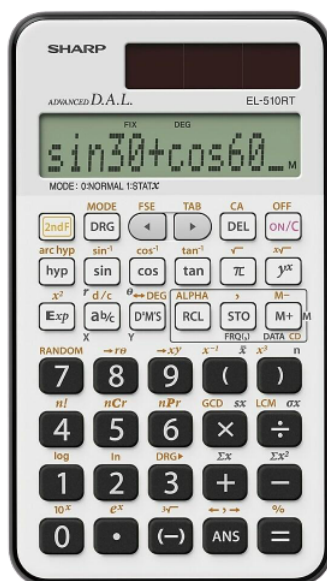
REQ ~ Do all of the following:

- A. Investigate your calculator and explore the different functions.
- B. Discuss the functions, abilities, and limitations of your calculator with your counselor. Talk about how these affect what you can and cannot do with a calculator. (See your counselor for some ideas to consider.)

Tip: You can use an emulator of a scientific calculator on your smart phone for this requirement!

Additional Challenge

Find out about **RPN**, which stands for [Reverse Polish Notation](#). Try it and if you are like me, you won't be able to use the old approach anymore. This is particularly true if you find it difficult to use parentheses on your calculator! In addition, it has been shown that you will make fewer mistakes compare to using other types of calculators!



Attention: Once you have completed this requirement, make sure you document it in your worksheet!

REQUIREMENT #5: MATH @ LIFE

REQ ~ Discuss with your counselor how math affects your everyday life.

Additional Challenge:

Can you solve this math challenge?

$$\begin{array}{rcccl} \text{Potted Plant 1} & + & \text{Potted Plant 1} & + & \text{Potted Plant 2} & = & 51 \\ & & & & \text{Potted Plant 1} & = & \text{Potted Plant 2} \\ & & \text{Potted Plant 2} & \times & \text{Potted Plant 3} & = & 0 \end{array}$$

$\text{Potted Plant 1} = ? \quad \text{Potted Plant 3} = ? \quad \text{Potted Plant 2} = ?$

Fig. 1: Challenge copied from <https://www.mashupmath.com/> (find other similar challenges there).


Attention: Once you have completed this requirement, make sure you document it in your worksheet!

OTHER NOVA MODULES IN THIS SERIES

Science



Technology



Engineering



Math



ABOUT THE AUTHOR

These pages were written by Vincent Meunier, the Chair of the STEM committee of [Twin Rivers Council](#) in New York State.

Vincent Meunier is a Professor of physics at Rensselaer Polytechnic Institute. If you have any questions, feel free to contact him by [email](#).

Note: Most of the material used here was obtained from a number of external scouting sources, including [scouting.org](#)




Fig. 1: Image obtained from Scientific American website.